







Dear Customer,

congratulations on the purchase of this high quality crimping tool. In order to guarantee a troublefree functioning of the crimper, we would kindly like to ask you to carefully read the operational recommendations below. They will assist you in achieving an optimal crimping result.

Please consider that the instructions referring to the height adjustment of the crimping head are only relevant for 11mm, 13mm and 20mm crimpers. All other crimpers are only adjustable in crimping pressure.

Should you have any further questions with regard to handling, repair or maintenance of your crimping tool, please contact your dealer.

An inappropriate crimp can be recognized by:

<p>Correct Crimp</p> <p>Flat cap surface</p> <p>Flat septa surface</p>  <p>Tight fitting of the Aluminium edge</p> <p>Plain + undeformed cap sides</p>					
	Untight Aluminium edge	Upward bulge of the crimp cap	Deformation of the crimp cap side	Convex looking liner	Rounded edges / Upward bulge of the Cap/Liner
	Adjust crimping pressure with the screw in the handle + Adjust crimping height with the hexagon key (s. below)	Adjust crimping pressure with the screw in the handle + Adjust crimping height with the hexagon key (s. below)	Adjust crimping height with the hexagon key (s. below)	Adjust crimping pressure with the screw in the handle	Especially with Headspace Caps it is important not to overcrimp them. If the Aluminium is stretched too much under the crimp neck, the bridges of the scorelines suffer too much stress and can break open at even low pressure (below 3 bars) or – in worst case – can even tear apart beside the scorelines.
	(undercrimped)	(overcrimped)	(overcrimped)	(overcrimped)	(overcrimped)



Decappers do not require any adjustment.

We wish you a lot of fun and success with your crimping tool. We tried to design the tool optimal with regard to handling, lifetime and functionality. However, should you have any further suggestions for improvement, please let us know via your dealer. Thanks.